

































QUWWAT-UL-ISLAM
GIRLS' SCHOOL

Year 4 Spelling

Summer



Name: _____

	Score	Self-Assessment	Tricky words
Week 1 20.04.18	/	  	
Week 2 27.03.18	/	  	
Week 3 04.05.18	/	  	
Week 4 11.05.18	/	  	
Week 5 18.05.18	/	  	
Week 6 25.05.18	/	  	
Week 7 01.06.18	/	  	
Week 8 08.06.18	/	  	
Week 9 15.06.18	/	  	
Week 10 22.06.18	/	  	

Spelling games and Spelling check

Handwriting Week 10

Dear Parent/Carer,

Your child will be using this spelling book this term. Please encourage your child to look after their spelling book and to bring it into school on Fridays.

As part of the English Curriculum, your child will be taught a range of spelling rules and patterns. The spelling words in this book have been selected to reinforce the spelling work that your child is doing in school. The words have also been chosen to extend your child's vocabulary. Please try to include the spelling words in your everyday speech and ensure that your child understand the meaning of these words.

There will be a weekly spelling test on a Friday to check whether your child is able to spell their spelling words accurately. If you are unsure about which list your child should be learning, please check the school website. Please talk to your child about their score. If your child has not achieved full marks have they made progress from the previous week? If you have any concerns about your child's results, please speak to their class teacher.


At the end of each half term, your child will be given a spelling test that includes a random selection of spellings from across the half term. This will allow the class teacher to asses whether your child has learnt their spellings securely.

Yours sincerely,

Ms Akhtar

Literacy Co-coordinator

Handwriting - Week 1




A series of ten horizontal lines for handwriting practice. Each line set consists of a solid top line, a dashed middle line, and a solid bottom line, providing a guide for letter height and placement.

Spelling games and Spelling check



A large, empty rectangular box intended for students to write their answers for spelling games and a spelling check.

Handwriting - Week 9




A series of ten vertical handwriting practice lines. Each line consists of a solid top line, a dashed middle line, and a solid bottom line, providing a guide for letter height and placement.

Spelling games and Spelling check



A large, empty rectangular box intended for students to write or draw their responses to spelling games and checks.

Handwriting - Week 2



A series of ten vertical handwriting practice lines. Each line consists of a solid top line, a dashed middle line, and a solid bottom line, providing a guide for letter height and placement.

Spelling games and Spelling check



A large, empty rectangular box intended for students to perform spelling games and spelling checks.

A series of ten vertical handwriting practice lines. Each line consists of a solid top line, a dashed middle line, and a solid bottom line, providing a guide for letter height and placement.

Handwriting - Week 8

Spelling games and Spelling check

A large, empty rectangular box with a thin black border, intended for students to write their answers for spelling games and a spelling check.

A series of ten horizontal handwriting practice lines. Each line consists of a solid top line, a dashed middle line, and a solid bottom line, providing a guide for letter height and placement.

Handwriting - Week 3

Spelling games and Spelling check

A large, empty rectangular box with a thin black border, intended for students to write their answers for spelling games and a spelling check.


A series of ten horizontal handwriting practice lines. Each line consists of a solid top line, a dashed middle line, and a solid bottom line, providing a guide for letter height and placement.

Handwriting - Week 7

Spelling games and Spelling check

A large, empty rectangular box with a thin black border, intended for students to write their answers for spelling games and a spelling check.

Handwriting - Week 4



A series of ten horizontal handwriting practice lines. Each line consists of a solid top line, a dashed middle line, and a solid bottom line, providing a guide for letter height and placement.

Spelling games and Spelling check



A large rectangular area with a thin black border, intended for students to write or draw their spelling games and check results.

A series of ten vertical handwriting practice lines. Each line consists of a solid top line, a dashed middle line, and a solid bottom line, providing a guide for letter height and placement.

Handwriting - Week 6

Spelling games and Spelling check

A large, empty rectangular box with a thin black border, intended for students to write their answers for spelling games and a spelling check.

A series of ten horizontal lines for handwriting practice. Each line set consists of a solid top line, a dashed middle line, and a solid bottom line, providing a guide for letter height and placement.

Handwriting - Week 5

Spelling games and Spelling check

A large, empty rectangular box with a thin black border, intended for students to write their answers for spelling games and a spelling check.